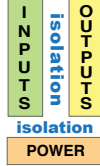


# First Industrial Plug n Play Transducers - TDX Series

► First Industrial Plug and Play Wall Mount Transmitter/Transducer

► Triple Isolated: Inputs to Outputs  
Inputs to Power  
Outputs to Power



► Accepts most common input signals

• AC Volts, AC Amps RMS, and Line Frequency

► 5 Amp input has a built-in automatic current loop shorting connector to prevent open load when unplug from the base.

► Active, isolated 4-20mA analog output.

► Auto sensing AC/DC power supply: 85-265 VAC / 95-370 VDC or optional 14-48 VAC / 10-72 VDC.

► Accuracy: 0.1% of full scale  
Operating Temperature range: 0 to 50 °C  
Response time: <135msec



► Plug and Play. Eliminate errors prone re-wiring. Base station needs only one time wiring. Unplug transducers for easy batch routine calibration.



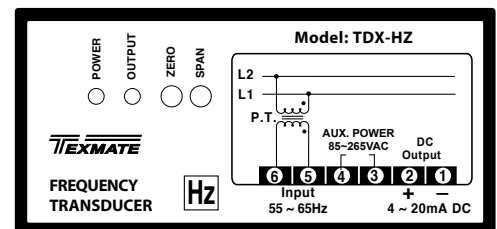
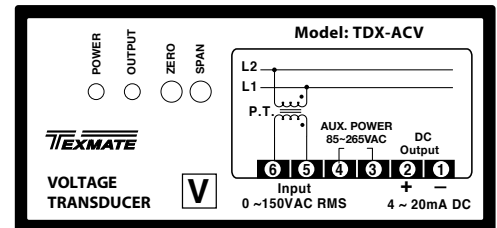
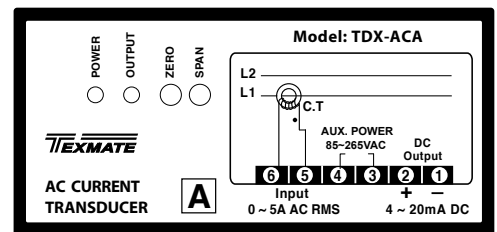
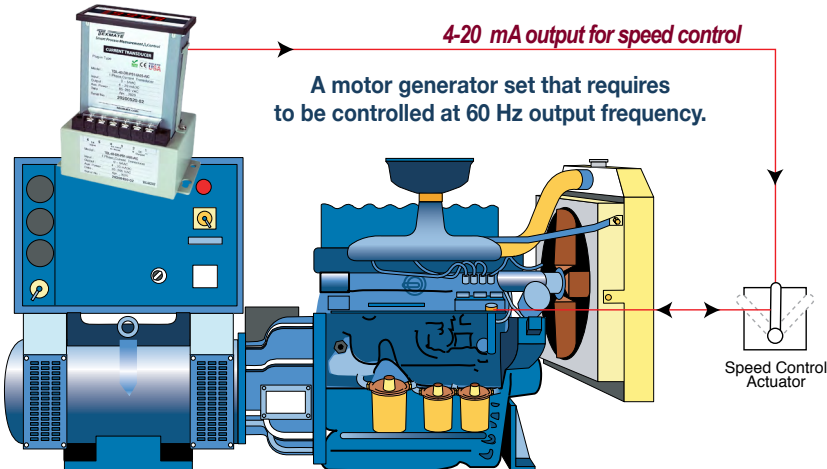
## Application Examples:

### Motor Generator-Set Frequency Control

The analog output is scaled at 55 Hz for 4 mA and 65 Hz for 20 mA. The speed control actuator is set to 12 mA to govern the speed at a generator output of 60.0 Hz.

If the frequency falls below 60.0 Hz, the motor speed increases. If the frequency rises above 60.0 Hz, the motor speed decreases.

TDX-HZ transducer



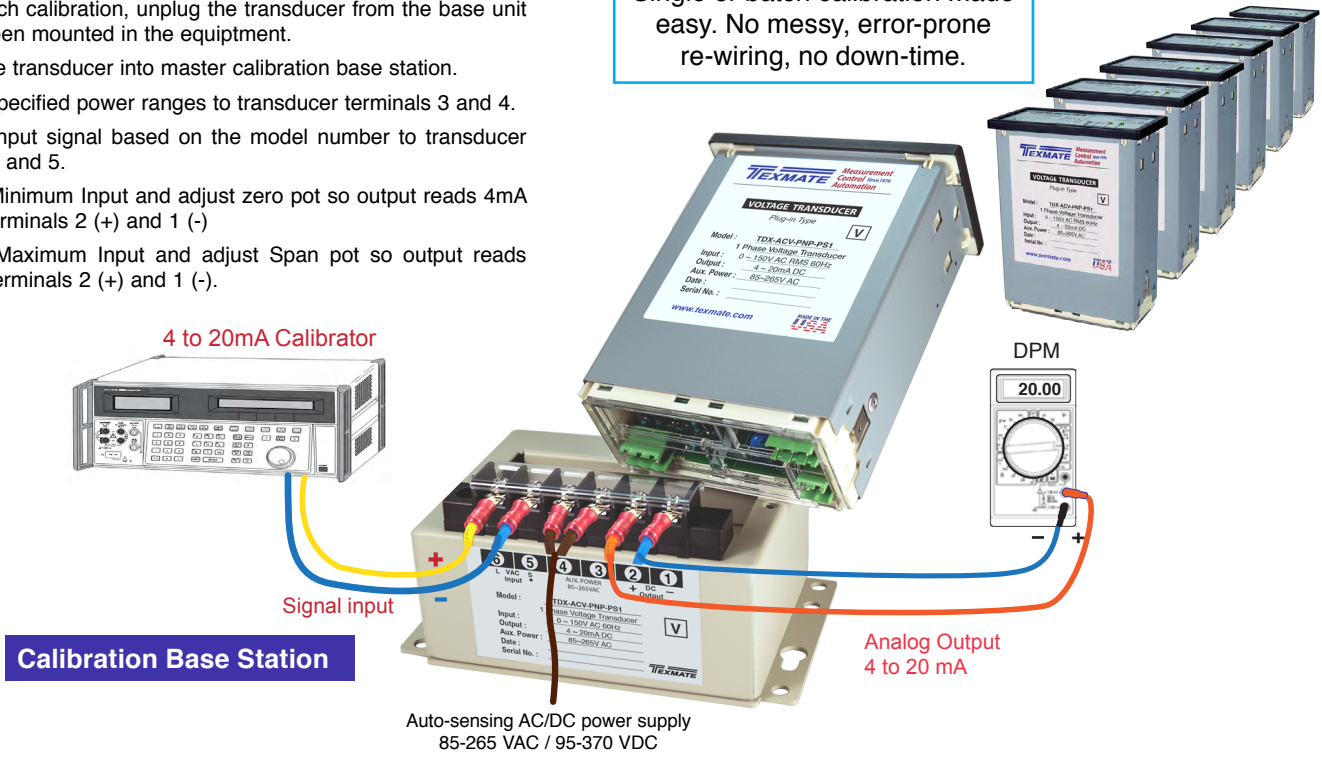
• For Product Details, Please Visit [www.texmate.com](http://www.texmate.com)

**Quick & Easy Calibration Steps:**



- 1)- Remove Power from the transducer.
- 2)- For batch calibration, unplug the transducer from the base unit that has been mounted in the equipment.
- 3)- Plug the transducer into master calibration base station.
- 4)- Apply specified power ranges to transducer terminals 3 and 4.
- 5)- Apply input signal based on the model number to transducer terminals 6 and 5.
- 6)- Apply Minimum Input and adjust zero pot so output reads 4mA between terminals 2 (+) and 1 (-)
- 7)- Apply Maximum Input and adjust Span pot so output reads 20mA on terminals 2 (+) and 1 (-).

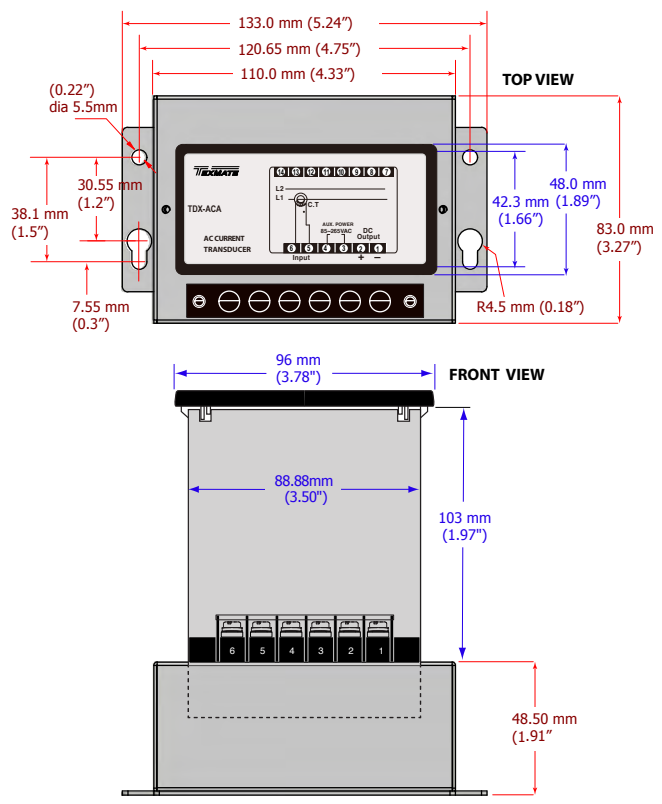
Single or batch calibration made easy. No messy, error-prone re-wiring, no down-time.



▶ **Three models to choose from:**

- TDX-ACA-** True RMS AC current measurement.  
Input full scale: 0 to 5A AC RMS; Output: 4 to 20mA DC
- TDX-ACV-** Input measurement range: 0 to 150VRMS; Output: 4 to 20mA DC
- TDX-HZ-** Input type: AC voltage. Measurement type: line frequency.  
Input voltage range: 15 to 350VRMS; Full scale: 55Hz to 65Hz;  
Output: 4 to 20mA DC

**Transducer Dimensions**



*Application Examples:*

**AC Current Measurement and Transmitter**

The log feed amperage is measured and re-transmitted via an isolated 4-20 mA analog output that can be sent to a motor controller or a PLC in order to control the motor's speed.

